

# echo

DESIGN MARCEL  
WANDERS

modello registrato  
*registered model*

portata su ogni piano: 20 kg  
portata sul top: 10 kg (Art. ECV53, ECV101);  
30 kg (Art. ECV201, ECV250)  
*load capacity on each shelf: 20 kg*  
*load capacity on the top: 10 kg (Art. ECV53, ECV101);*  
*30 kg (Art. ECV201, ECV250)*

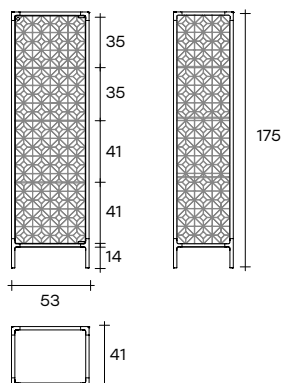
Vetrina con struttura in alluminio verniciato, disponibile nelle finiture Champagne Metallizzato, Greige Metallizzato e Grigio Vulcano. Base in vetro extralight da 6 mm temperato retroverniciato in tinta con la struttura; corpo vetrina ed ante in vetro extralight, fumé o bronzo da 6 mm fuso a gran fuoco e temperato; ripiani in vetro extralight da 8 mm temperato.

La vetrina è disponibile anche in vetro piano (non fuso) ed in vetro semiriflettente. Sistema di illuminazione a LED integrato nei montanti frontali della struttura (opzionale).

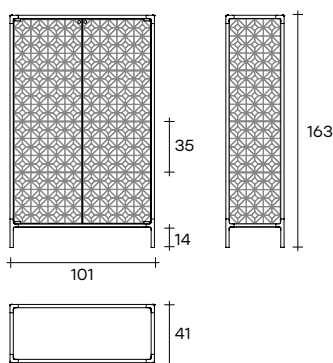
*Showcase with varnished aluminium profiles, available in Metallic Champagne, Metallic Greige or Vulcan Grey finishes. Base in 6 mm*

*thick tempered and back lacquered extralight glass of the same profiles color; relevant glass structure and doors in 6 mm thick extralight, smoke or bronze tempered and fused glass; inner shelves in 8 mm thick extralight tempered glass. The showcase is also available in float (non fused) glass and in semi reflecting glass. LED lighting system integrated in the structure frontal pillars (optional).*

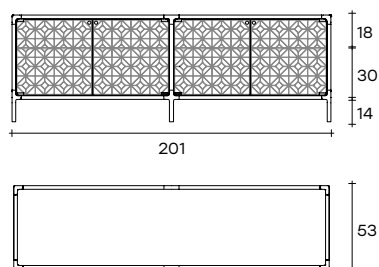
## ECV53



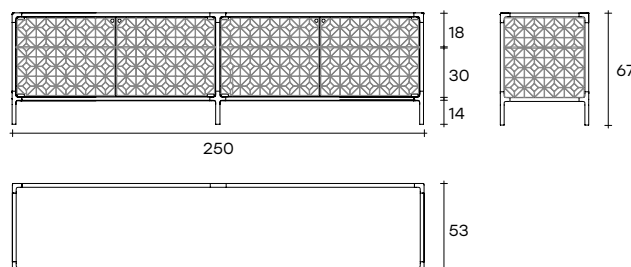
## ECV101



## ECV201



## ECV250



dimensioni L, P, H dimensions L, W, H (cm)	COD./CODE	L	P/W	H	peso netto net weight (kg)	peso lordo gross weight (kg)	volume imballo package volume (m <sup>3</sup> )
Corpo vetrina ed ante in vetro liscio. <i>Glass structure and doors in flat glass.</i>	<b>ECV53/</b>	53	41	175	64	99	0,685
	<b>ECV101/</b>	101	41	163	98	144	1,12
	<b>ECV201/</b>	201	53	67	98	164	1,37
	<b>ECV250/</b>	250	53	67	122	196	1,65
Corpo vetrina ed ante in vetro fuso. <i>Glass structure and doors in fused glass.</i>	<b>ECV53/</b>	53	41	175	64	99	0,685
	<b>ECV101/</b>	101	41	163	98	144	1,12
	<b>ECV201/</b>	201	53	67	98	164	1,37
	<b>ECV250/</b>	250	53	67	122	196	1,65

Vetrina con sistema di illuminazione LED integrato nei montanti frontali della struttura:  
*Showcase with LED lighting system integrated in the structure frontal pillars:*

Kit luce non vendibile separatamente.  
*Not for separate sale.*

\* Prodotto marcato CE, disponibile solo per mercato europeo.  
\* CE certification, only for European countries available.

#### PROFILI IN ALLUMINIO ALUMINIUM PROFILES

Champagne Metallizzato <i>Metallic Champagne</i>	Grigio Vulcano <i>Vulcan grey</i>	Greige metallizzato <i>Metallic Greige</i>
<b>CH</b>	<b>VU</b>	<b>GM</b>

#### CORPO ED ANTE IN VETRO LISCIO (NON FUSO) STRUCTURE AND DOORS IN FLAT GLASS (NOT FUSED)

Vetro extralight <i>Extralight glass</i>	Vetro fumè <i>Smoked glass</i>	Vetro semi-riflettente <i>Semi-reflective glass</i>
<b>EX</b>	<b>GR</b>	<b>ST</b>

#### CORPO ED ANTE IN VETRO FUSO - TEXTURE "ECHO" STRUCTURE AND DOORS IN FUSED GLASS - "ECHO" TEXTURE

Vetro extralight fuso <i>Fused extralight glass</i>	Vetro fumè fuso <i>Fused smoked glass</i>	Vetro bronzo fuso <i>Fused bronze glass</i>
<b>VFEX</b>	<b>VFGR</b>	<b>VFBR</b>

**FINITURE  
FINISHES****Struttura in alluminio  
Aluminium structure**

Champagne Metallizzato  
Metallic Champagne



Grigio Vulcano  
Vulcan grey



Greige metallizzato  
Metallic greige

**Vetro piano  
Flat glass**

vetro extralight  
extralight glass




Vetro fumé  
Smoked glass



Vetro Stopsol Classic Clear  
Stopsol Classic Clear glass

**Vetro fuso  
Fused glass**

Vetro extralight fuso  
Fused extralight glass



Vetro fumé fuso  
Fused smoked glass



Vetro bronzo fuso  
Fused bronze glass